

Houghton-Keweenaw County Youth Needs Survey (12-07-11)

1 Which school district do you attend?

Answer Options	Response Percent	Response Count
Calumet	0.0%	0
Chassell	10.9%	91
Copper Country Christian	1.8%	15
Dollar Bay	5.3%	44
Hancock	29.8%	248
Houghton	12.1%	101
Jeffers	20.7%	172
Lake Linden-Hubbell	19.2%	160
<i>answered question</i>		832
<i>skipped question</i>		6

2 What grade are you currently in?

Answer Options	Response Percent	Response Count
7th	18.9%	157
8th	14.5%	120
9th	16.6%	138
10th	16.2%	134
11th	19.4%	161
12th	14.4%	119
<i>answered question</i>		829
<i>skipped question</i>		9

3 What is your age?

Answer Options	Response Percent	Response Count
12	14.8%	123
13	13.6%	113
14	18.6%	155
15	15.5%	129
16	17.5%	146
17	16.4%	137
18	3.4%	28
19	0.2%	2
<i>answered question</i>		833
<i>skipped question</i>		5

4 Are you male or female?

Answer Options	Response Percent	Response Count
Male	45.5%	375
Female	54.5%	450
<i>answered question</i>		825
<i>skipped question</i>		13

5 Please check the top three issues you see facing the youth in our area today.

Answer Options	Response Percent	Response Count
Teen Sexuality	19.9%	164
Alcohol Abuse	42.6%	351
Drug Abuse	46.9%	386
Smoking	46.1%	379
Stress/Pressure	43.1%	355
Lack of Youth Activities/Organizations	15.2%	125
Transportation	8.3%	68
Safe Driving	18.8%	155
Discrimination	11.9%	98
Health Issues	9.2%	76
Environment	5.1%	42
Living Conditions	5.1%	42
Education	14.1%	116
General Safety	5.3%	44
Hunger	5.5%	45
Community Involvement	5.3%	44
Housing/Homelessness	2.4%	20
Club Funding	4.4%	36
Famly Tensions	13.4%	110
Other (please specify)		60
<i>answered question</i>		823
<i>skipped question</i>		15

6 If you were able to make one change to make things better for teens in the Keweenaw, what would it be?

Answer Options	Response Percent	Response Count
Drugs, Alcohol, Smoking	22.1%	151
Bullying	5.7%	39
School	13.8%	94
Family	1.2%	8
Sports & Recreation	4.4%	30
Things to Do	17.0%	116
Mental Health	0.7%	5
Other	36.7%	251
<i>answered question</i>		683
<i>skipped question</i>		155

7 The Youth Advisory Council provides money to support youth programs and activities. If you had the money to provide grants, which youth programs and activities would you want to fund? Check all of those that interest you.

Answer Options	Response Percent	Response Count
Leadership Activities	27.0%	189
Tutoring Programs	35.6%	249
Counseling Programs	21.9%	153
After-School Recreation	33.3%	233
Job Development/Employment Programs	54.6%	382
Social Activities	37.6%	263
Transportation Services	20.6%	144
Community Service Opportunities	15.0%	105
Mentoring Programs	16.4%	115
Other (please specify)		470
<i>answered question</i>		700
<i>skipped question</i>		138

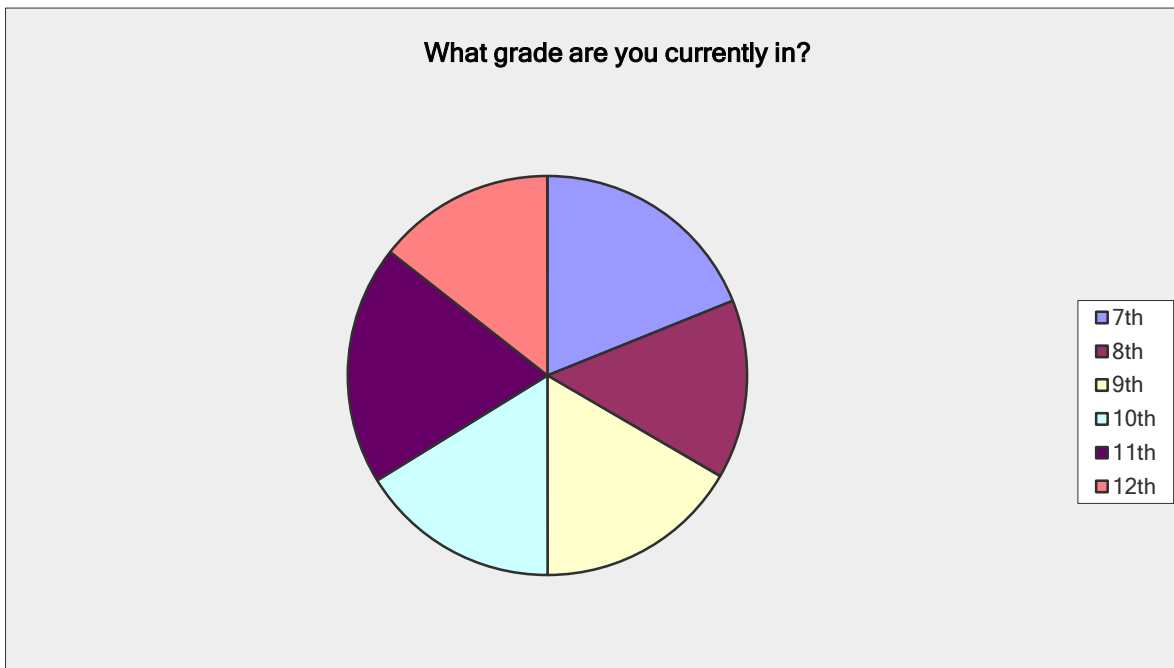
The Youth Advisory Council provides money to support youth programs and activities. If you had the money to provide grants, which Skill-Building Classes would you want to fund? Check all of those that interest you.

8

Answer Options	Response Percent	Response Count
Art	46.1%	35
Music	40.8%	31
Auto Mechanics	28.9%	22
Wood Working	36.8%	28
Gymnastics	23.7%	18
Other (please specify)		2
	<i>answered question</i>	76
	<i>skipped question</i>	762

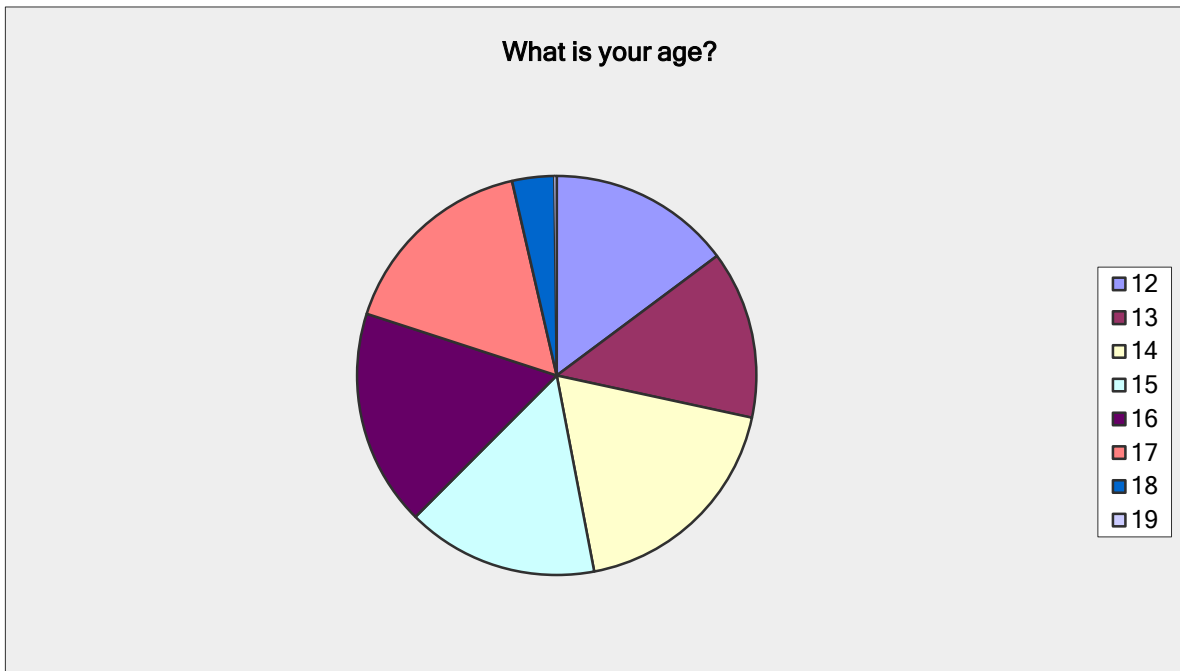
Youth Needs Survey_120711

What grade are you currently in?		
Answer Options	Response Percent	Response Count
7th	18.9%	157
8th	14.5%	120
9th	16.6%	138
10th	16.2%	134
11th	19.4%	161
12th	14.4%	119
<i>answered question</i>		829
<i>skipped question</i>		9



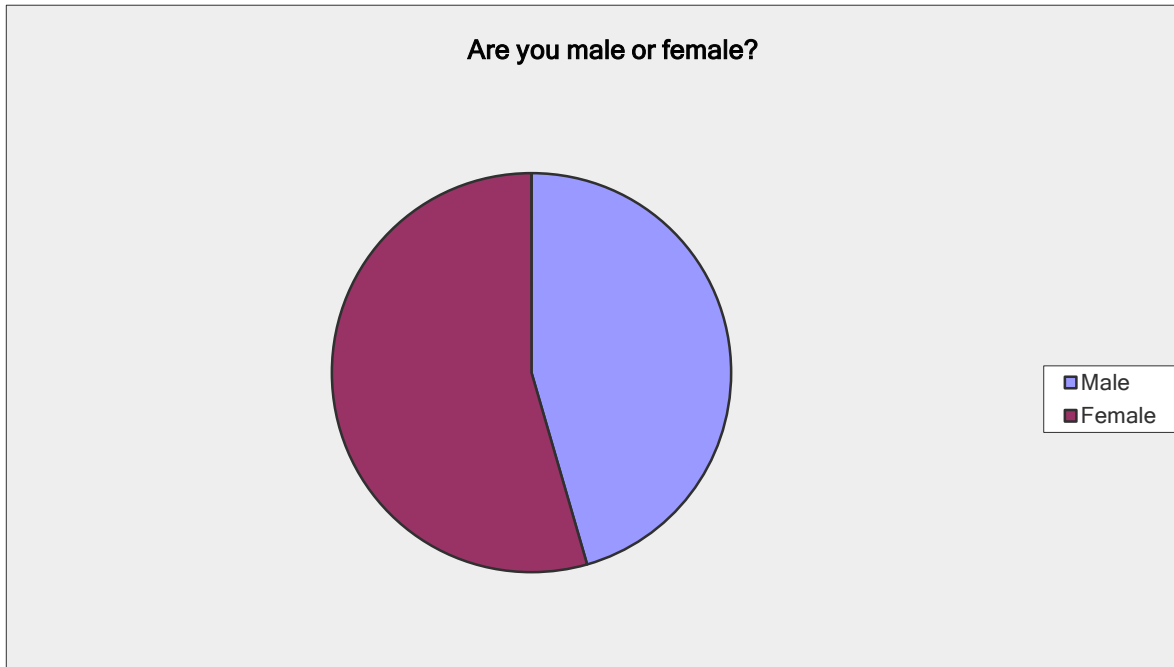
Youth Needs Survey_120711

What is your age?		
Answer Options	Response Percent	Response Count
12	14.8%	123
13	13.6%	113
14	18.6%	155
15	15.5%	129
16	17.5%	146
17	16.4%	137
18	3.4%	28
19	0.2%	2
<i>answered question</i>		833
<i>skipped question</i>		5



Youth Needs Survey_120711

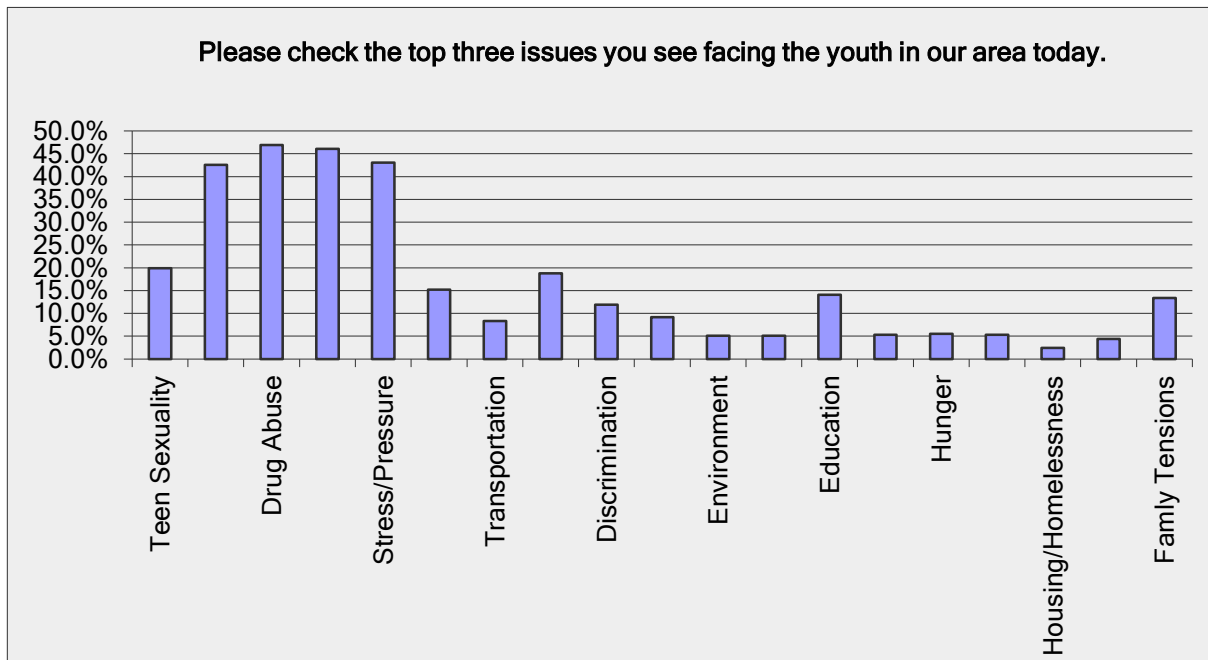
Are you male or female?		
Answer Options	Response Percent	Response Count
Male	45.5%	375
Female	54.5%	450
<i>answered question</i>		825
<i>skipped question</i>		13



Youth Needs Survey_120711

Please check the top three issues you see facing the youth in our area today.

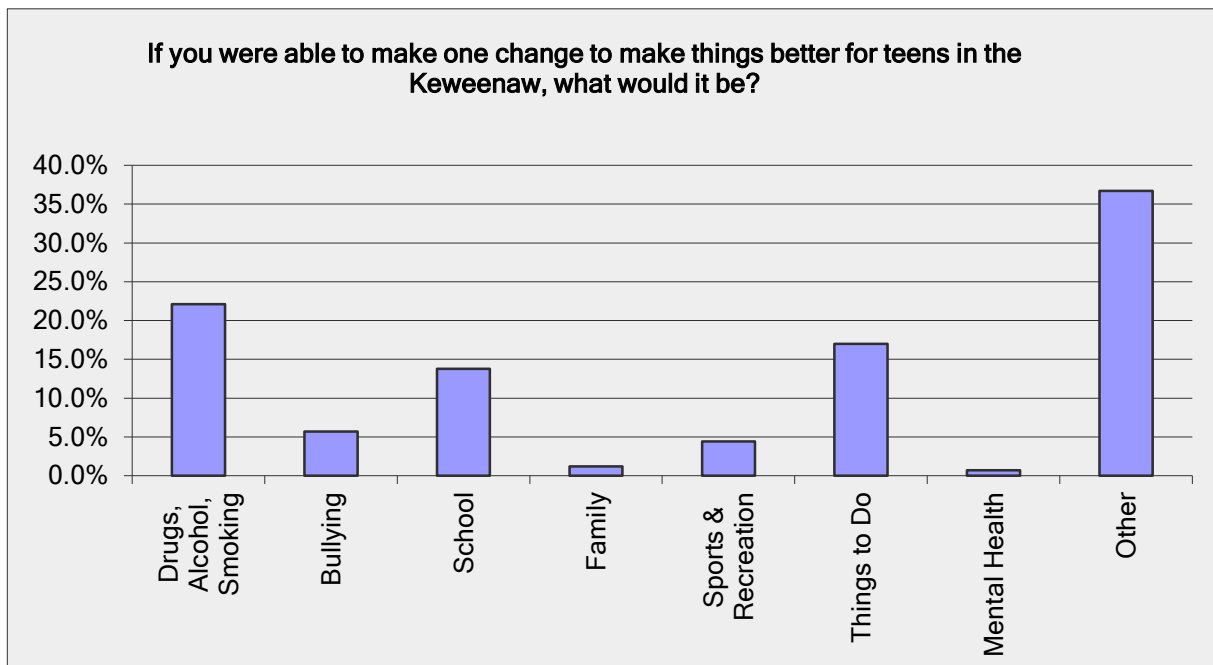
Answer Options	Response Percent	Response Count
Teen Sexuality	19.9%	164
Alcohol Abuse	42.6%	351
Drug Abuse	46.9%	386
Smoking	46.1%	379
Stress/Pressure	43.1%	355
Lack of Youth Activities/Organizations	15.2%	125
Transportation	8.3%	68
Safe Driving	18.8%	155
Discrimination	11.9%	98
Health Issues	9.2%	76
Environment	5.1%	42
Living Conditions	5.1%	42
Education	14.1%	116
General Safety	5.3%	44
Hunger	5.5%	45
Community Involvement	5.3%	44
Housing/Homelessness	2.4%	20
Club Funding	4.4%	36
Famly Tensions	13.4%	110
Other (please specify)		60
<i>answered question</i>		823
<i>skipped question</i>		15



Youth Needs Survey_120711

If you were able to make one change to make things better for teens in the Keweenaw, what would it be?

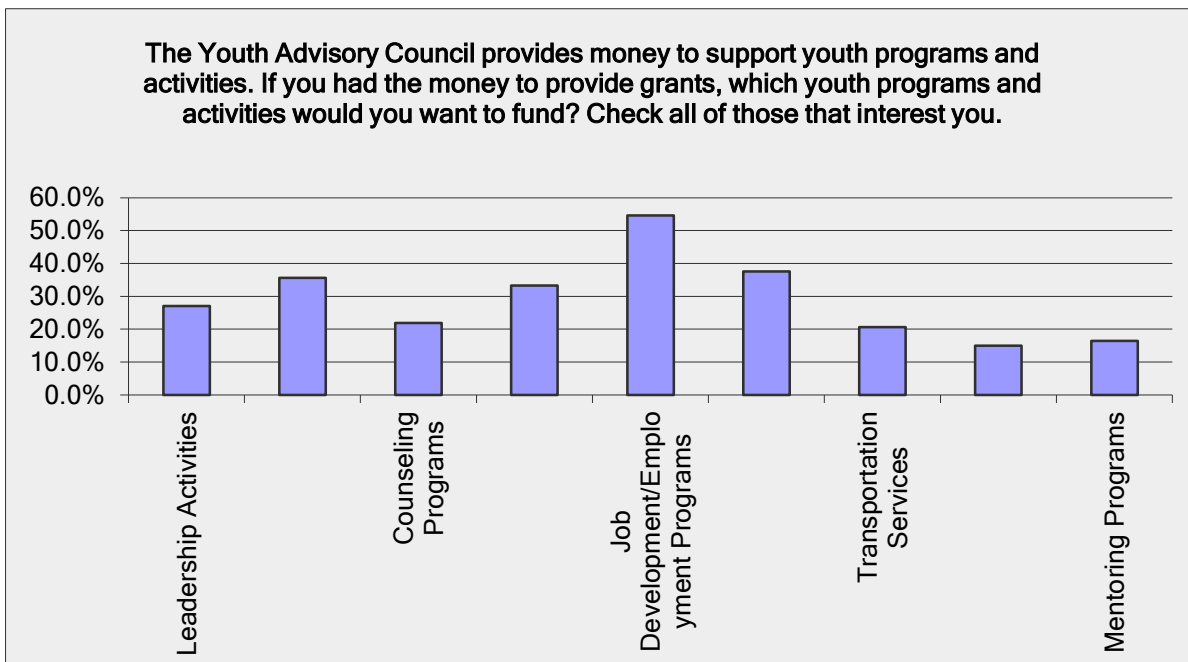
Answer Options	Response Percent	Response Count
Drugs, Alcohol, Smoking	22.1%	151
Bullying	5.7%	39
School	13.8%	94
Family	1.2%	8
Sports & Recreation	4.4%	30
Things to Do	17.0%	116
Mental Health	0.7%	5
Other	36.7%	251
<i>answered question</i>		683
<i>skipped question</i>		155



Youth Needs Survey_120711

The Youth Advisory Council provides money to support youth programs and activities. If you had the money to provide grants, which youth programs and activities would you

Answer Options	Response Percent	Response Count
Leadership Activities	27.0%	189
Tutoring Programs	35.6%	249
Counseling Programs	21.9%	153
After-School Recreation	33.3%	233
Job Development/Employment Programs	54.6%	382
Social Activities	37.6%	263
Transportation Services	20.6%	144
Community Service Opportunities	15.0%	105
Mentoring Programs	16.4%	115
Other (please specify)		470
<i>answered question</i>		700
<i>skipped question</i>		138



Youth Needs Survey_120711

The Youth Advisory Council provides money to support youth programs and activities. If you had the money to provide grants, which Skill-Building Classes would you want to fund? Check all of those that interest you.

Answer Options	Response Percent	Response Count
Art	46.1%	35
Music	40.8%	31
Auto Mechanics	28.9%	22
Wood Working	36.8%	28
Gymnastics	23.7%	18
Other (please specify)		2
<i>answered question</i>		76
<i>skipped question</i>		762

